



SASS PRESENTS

THE EIGHTH ANNUAL SASS


VIRGINIA STATE CHAMPIONSHIP

SEPTEMBER 3rd - 4th, 2011

THE WESTERNS OF A REAL HERO



STAR CITY SHOOTOUT AT BEND OF TRAIL



WWW.SASSNET.COM

Welcome to the SASS Virginia State
Championship, Star City Shootout at
Bend of Trail.

On behalf of the members of Roanoke Rifle and Revolver Club, I would like to thank you for your participation in this year's match. I realize that you could be somewhere else, doing something different, and I will do my best to make you happy with your decision to be here with us. We have tried to put together a match that is fun, safe and fun. Did I mention that the match will be fun.

It takes many people working very hard to make a match like this happen. The number of people is far too many to list here. To all of you that have helped, please accept my heartfelt gratitude. Without each one of you, this match would not exist.

A thankful tip of my hat also goes out to all of the other Cowboy Clubs in the State. With their help in promoting and hosting Cowboy Action Shooting events at their clubs, we all receive great benefit.

Our sponsors have once again honored our requests and given from their own pockets, whether by money or merchandise or sweat, so that we could create for you the best match possible. Our sponsors are all listed in this book. Please reward them with your business whenever possible, they have earned your loyalty.

If you have any questions or concerns, please let me know. I can do a lot of things, but I can't help resolve a problem that I don't know exists. We are committed to providing the best match that we possibly can, and in order for that to happen, we need your input.

Now let's go out and have a wonderful time this weekend. The spirit of the Old West is with us and it is time to step back into our heritage and Cowboy Up.


Stay Focused on What's Important

Trapper Dan
Match Director
SASS #40361L

Star City Shootout Safety Plan Summary

Your safety is of the utmost importance to the members of Roanoke Rifle and Revolver Club, Inc. Safety issues have been considered in the design and operation of this year's Star City Shootout. The Roanoke Rifle and Revolver Club has a safety plans for events at the range. Below is a summary of the plan for the 2011 Star City Shootout.

- First Aid Kits are located on the door of the storage buildings on "A" and "B" ranges. The First Aid Kit is located in the Scoring Shed/Range Headquarters on "C" Range.
- Franklin County Department of Public Safety has been notified and is aware of the event.
- The physical address and the latitude and longitude for the range are posted with the first aid kits (1305 Gun Club Dr., Hardy, VA 24101).
- The nearest Hospital is Carilion Roanoke Memorial, a Level One Trauma Center. The phone number is 540-981-7000.
- Directions to Carilion Roanoke Memorial – Right onto Truman Hill Road to a Right onto Rt. 116. Follow 116 until you reach Walnut Ave. Turn left onto Walnut Ave. then a quick right onto Belleview Ave. The hospital will be a few blocks down on the left.
- The Scoring Shed/Range Headquarters is Heated/Air Conditioned. Please seek relief there if you need to.
- Beer Slinger aka Tom Bier, and Mad Dog Irv aka Danny Irvin are Emergency Medical Technicians with over 20 years experience with the Roanoke County Fire and Rescue Department. They will be available should any medical emergency arise.
- In the event of a major medical emergency or injury, a Cease Fire will be called on the entire range ("A", "B" or "C") and the situation evaluated and resolved before shooting will resume.
- In the event an ambulance is needed, someone will be sent to the Club House to make the 911 call via the phone there. Cell phones should be used immediately in addition to this phone.
- Should an ambulance be needed, persons will be designated to go to the intersection of Truman Hill Rd. and Gun Club Drive and points along the road to direct the Emergency Crews to the patient.
- In the event of a minor injury, notify the nearest Berm Marshall and they will summon additional assistance.



Cody Conagher

Gunsmith

Home Of The
"Cody-Matic"

The Only Generation You Need to Know

Action Jobs

All work is guaranteed

There is a 2-week turnaround on most action jobs

Hours

Mon - Fri From High Noon to 7:00 PM EST

Phone 304-258-1516

Address

12040 Valley Rd.
Berkeley Springs, WV 25411

 SASS 6986 Life, SASS Territorial Governor Of The Year 2009, Regulator 

Specializing In Cowboy Shooting Firearms

Rules and Clarifications:

All SASS rules apply

Each shooter is responsible for following all SASS rules and regulations. Not knowing or understanding SASS rules will not excuse violations.

Clarifications

1. Setting a rifle or shotgun down during the stage with the action closed is a 10 second safety procedural.
2. If the action on empty long guns is closed because of contact with the prop, it does not have to be reopened. Since all long guns for this match are staged on flat surfaces, open will be defined as "not in battery".
3. Leaving the loading table with loaded guns for anywhere other than the firing line is a Match Disqualification.
4. Hip shooting is not allowed. It comes with a 10 second safety penalty.
5. Any round hitting a target stand outside of the target shape is scored a miss.
6. Any test firing of guns must be done under the direct guidance of the RO.
7. Restarts are not given for gun or ammo malfunctions after the first round has gone downrange.
8. Reshoots are only given for prop failure, timing device or timer operator errors, or interference by the timer operator.
9. Reshoots are started clean except for safety violations that carry over.

Star City Shootout Covenants

1. All shotgun targets must go down or be broken (clay birds). Unless stated otherwise in the stage description, shotgun targets may be made up in any order.
2. Shotguns may be loaded on the move as long as the action remains open until you reach the correct shooting position. Basketball travel rule is in effect and the 170 rule will be enforced.
3. Rifle and pistol misses may not be made up. Reloads are allowed for jacked out rifle rounds.
4. Pistols may be drawn and holstered on the move. The 170 will be strictly enforced.
5. Holsters will be checked for a maximum 30 degree angle.

Additional Range Rules

1. Any shot that is determined to have traveled over the berm, backstop, hillside or mountain shall result in a Match Disqualification (exception is the Shotgun fired at an aerial target).
2. If a target falls over, shoot where it was. This will not be counted as a miss. Do not shoot at the target on the ground.
3. Ear and Eye protection is required in and around the shooting areas.
4. Drive slowly on Gun Club Drive (10 mph or less) NO DUST!

Audie Leon Murphy

(June 20, 1924 – May 28, 1971)

Many of our fellow Americans who grew-up watching their favorite actors and actresses portraying cowboys in western movies and TV shows would not recognize the name Audie Murphy. With over 44 movie credits to his name, including 34 westerns, Audie was an accomplished actor. However, it is not because of his acting career that every American should know the name Audie Murphy; it is because during World War II Audie served this country with unparalleled bravery, courage and honor to become the most decorated soldier in our history.

Audie Murphy was born in a cotton field near Kingston, Texas on June 20th, 1924 to Emmett and Josie Bell Murphy. The Murphy's were Irish sharecroppers with twelve children and existence was a daily struggle. Audie dropped out of school when he was fifteen in order to help support his family after his father walked out and left them in dire straits. About a year later, his mother passed away and Audie was left with little choice but to place several of the younger children in an orphanage, although he reclaimed them after WWII.

On December 7th, 1941 the United States entered World War II and Audie like many of the other young men wanted to enlist and serve his country. In addition, Audie saw a military career as an opportunity to get his family out of poverty. However, at age 16 and being only 5 foot 5 and 110 pounds, Audie was turned down by the services as being underage. A year later, with an adjusted birth certificate showing he was 18, Audie reapplied and again was turned down by the Marines, Navy and Army Paratroopers for being too short and underweight. He would eventually be accepted by the US Army and shipped out to Camp Wolters, Texas for basic training.

Throughout the early days of his military career, Audie would have to fight and buck the system in order to remain with a combat unit as the army repeatedly tried to move him to a noncombat role because of his small nature and baby face look. Little did anyone know that before he turned 21 Audie would rise to the rank of Second Lieutenant, receive the Medal of Honor, Distinguished Service Cross, two Silver Stars, the Legion of Merit, two Bronze Stars with Valor, three Purple Hearts and many more to become the most decorated soldier in our history.

Audie Murphy's postwar life was unsettled and noted for its modest successes and major troubles. He was plagued with insomnia, bouts of depression, and nightmares from his time in combat and was diagnosed with what is now called Post-Traumatic Stress Disorder (PTSD) but was then called "combat fatigue". Later in life he would campaign vigorously for the government to spend more time and money on taking care of returning Vietnam War veterans, as he more than most others knew exactly what kinds of problems they were going to have.

His acting career began in 1948 with roles in *"Beyond Glory"* and *"Texas, Brooklyn and Heaven"*. His third movie, *"Bad Boy"*, gave him his first leading role. In 1959, he starred in the western *"No Name on the Bullet"*, in which his performance was well-received despite being cast as the villain, a professional killer who managed to stay within the law. His two most critically successful movies were *"The Red Badge of Courage"* a Civil War movie and *"To Hell and Back"* his autobiography where he played himself in the movie.

Shortly after noon on May 28th, 1971 during Memorial Day Weekend, Audie Murphy was killed when a private plane he was a passenger on crashed into Brush Mountain near Catawba, Virginia which is 20 miles west of Roanoke, Virginia. The pilot and 4 other passenger were also killed.


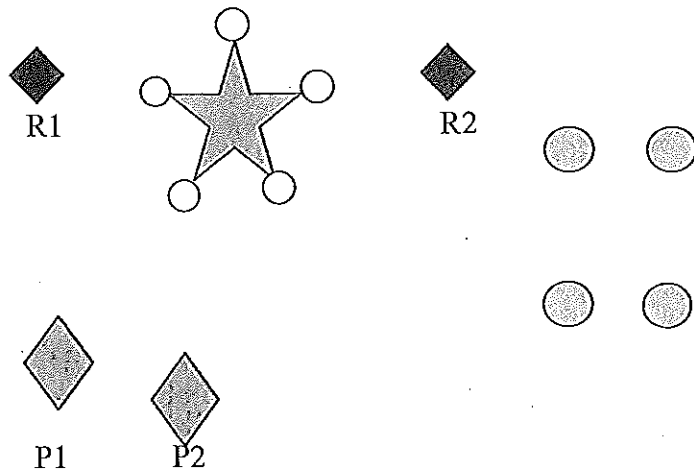
On June 7th 1971, Audie Murphy was buried with full military honors in Arlington National Cemetery. The headstones of Medal of Honor recipients buried at Arlington National Cemetery are normally decorated in gold leaf. Murphy previously requested that his stone remain plain and inconspicuous, like that of an ordinary soldier. To this day Audie's grave site is the second most visited site, the most visited site is President John F. Kennedy. An unknown person maintains a small American flag next to his headstone.

Each of this year's stages are named for one of Audie Murphy's western movies. The starting lines come from the same movie the stage is named for.

STAGE 1

The Dual at Silver Creek

Sponsored by : **Clark's Bullets**



10 rifle, 10 pistol, 4+ Shotgun

Rifle in doorway [B]. Shotgun in window[D]. Start at window [C] with hands on window sill.

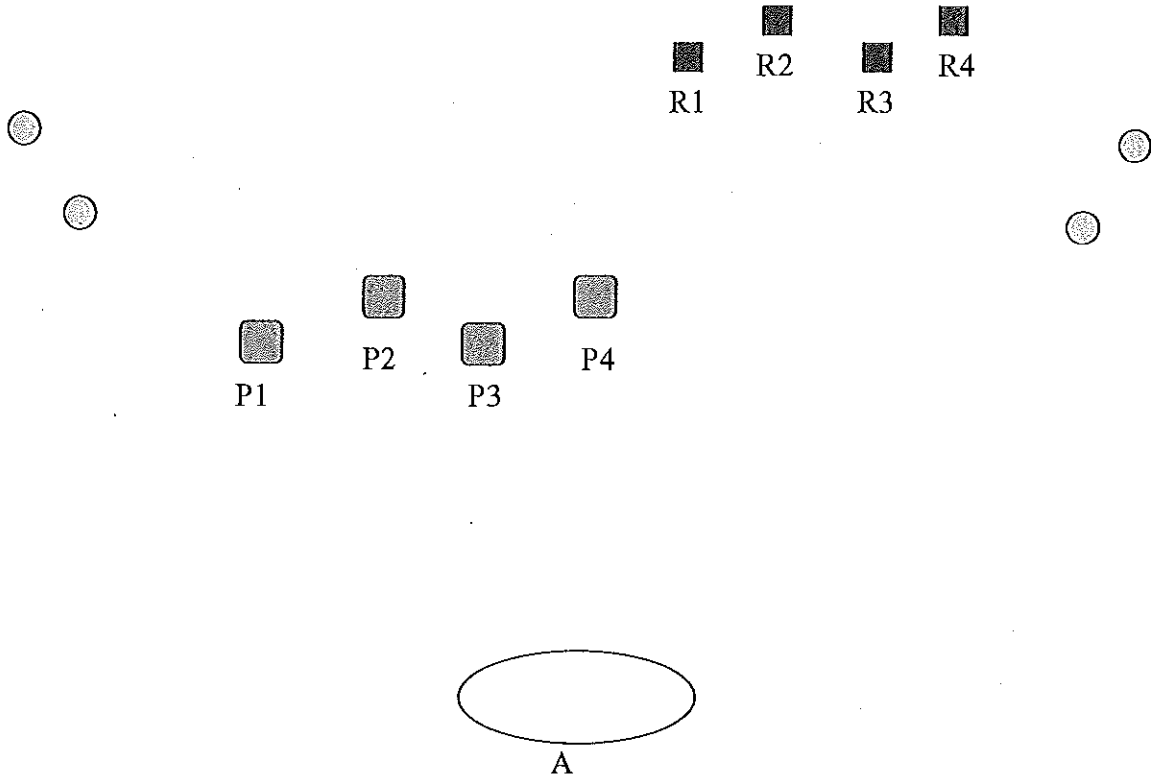
When ready say; "HOW TO HANDLE A SIX-GUN AND POKER IS ALL I KNOW". At the buzzer, move to doorway [B] and starting on either target, alternate 10 Pistol rounds on targets P1 & P2. Holster, pick up Rifle and engage the Star until all targets are off. Any remaining Rifle rounds are to be alternated between targets R1 & R2.... OR.... alternate all 10 Rifle rounds between targets R1 & R2. Make rifle safe. Move to window [D], pick up Shotgun, load and knockdown the 4 Shotgun targets.

NOTE: Engaging the Star is a 5 second Bonus. But any targets left on the Star are counted as misses.

STAGE 2

No Name on the Bullet

Sponsored by : **Kudos**



10 Pistol, 10 Rifle, 4 Shotgun

Rifle and Shotgun on Rest at A. Start with both hands on your Rifle

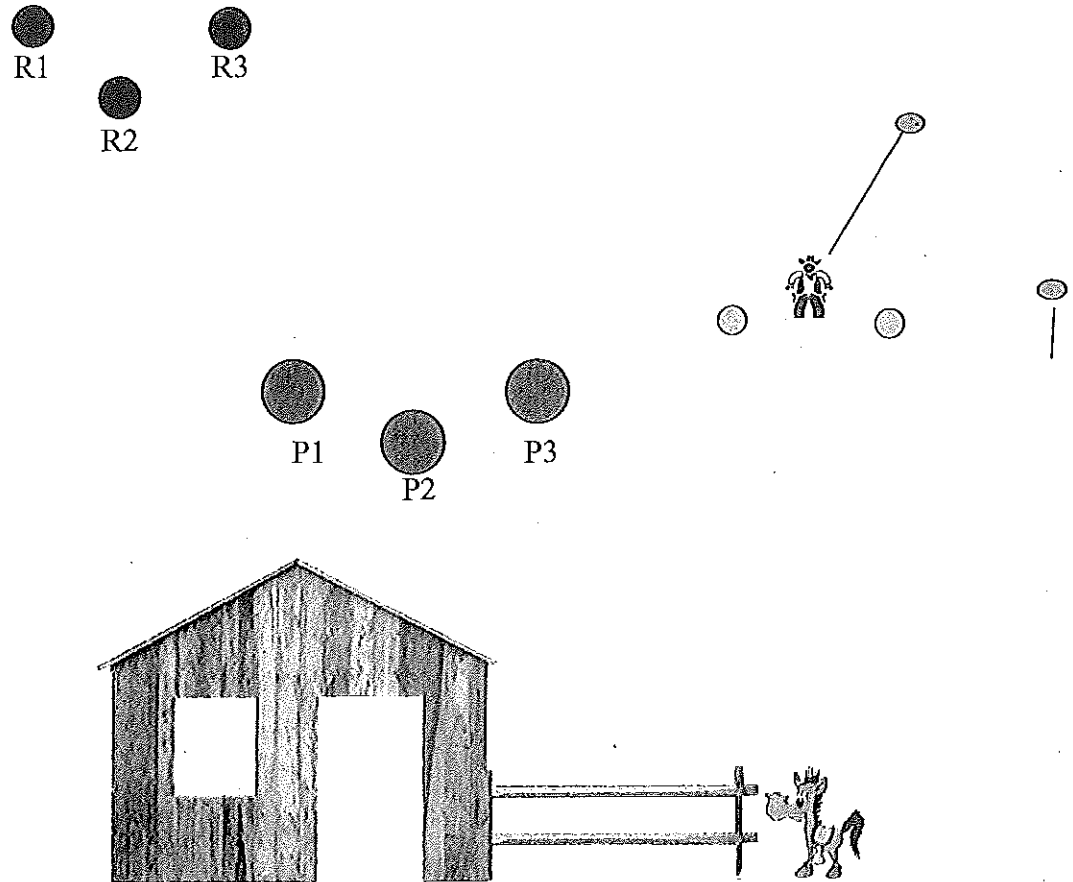
When ready say; "EVERYBODY DIES". At the buzzer, engage the Rifle targets in a continuous Nevada sweep. [Starting on either end]. Make Rifle safe, pick up Shotgun and knock down the 4 Shotgun targets.

Make shotgun safe, Draw pistols per your category and engage the Pistol targets, the same as the Rifle.

STAGE 3

The Kid From Texas

Sponsored by : Missouri Marshal's Loading Blocks



10 Rifle, 10 Pistol, 4+ Shotgun


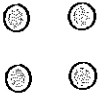
Rifle staged in window, Shotgun staged on Horse.

Start at door with hands on hat. When ready say; "HE'S A RATTLER WHETHER HE'S GOT ONE RATTLE OR A DOZEN". At the buzzer, draw first pistol and engage the pistol targets in a Nevada sweep, Holster, move to window...with your Rifle, engage the 3 Rifle targets in a 5 round Nevada sweep, starting on either end. Then, starting on the other end, engage the Rifle targets in another 5 round Nevada sweep. Make Rifle safe, move back to doorway and with your second Pistol, engage the Pistol targets in a Nevada sweep starting on the opposite end as the first pistol sweep... Holster, move to the fence, pick up Shotgun. Engage the popper and bird, and 2 knock-downs in any order. If the bird is missed while in the air, it must be made up by breaking the stationary bird.


STAGE 4

SIERRA

Sponsored by : **BKA Art**



A



B



C

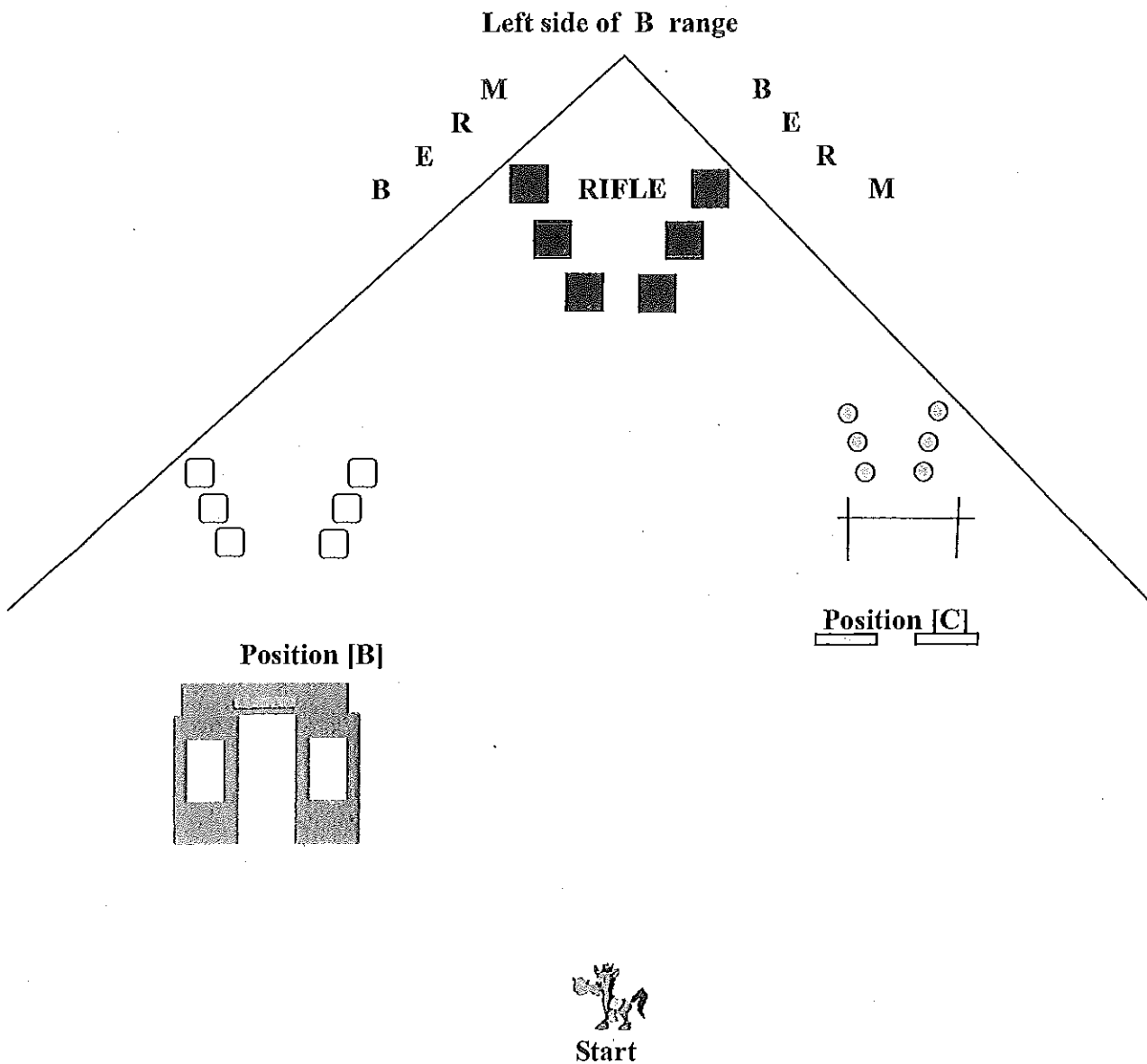
10 Pistol, 10 Rifle, 4 Shotgun

Rifle and Shotgun staged at [B]. Start at [A] with both hands at your sides.

When ready say; **"I NEVER SEEN A WOMAN CLOSE UP BEFORE"**. At the buzzer, engage the Pistol targets in a continuous Chimney Sweep starting on the center target. [That's a vertical Nevada sweep]. Holster, move to position [B] and engage the Rifle targets in a Chimney Sweep starting on the center target, also. Make Rifle safe, pick up Shotgun and move to Position [C]. Knock down the 4 Shotgun targets.

STAGE 5

The Cimarron Kid (1952)



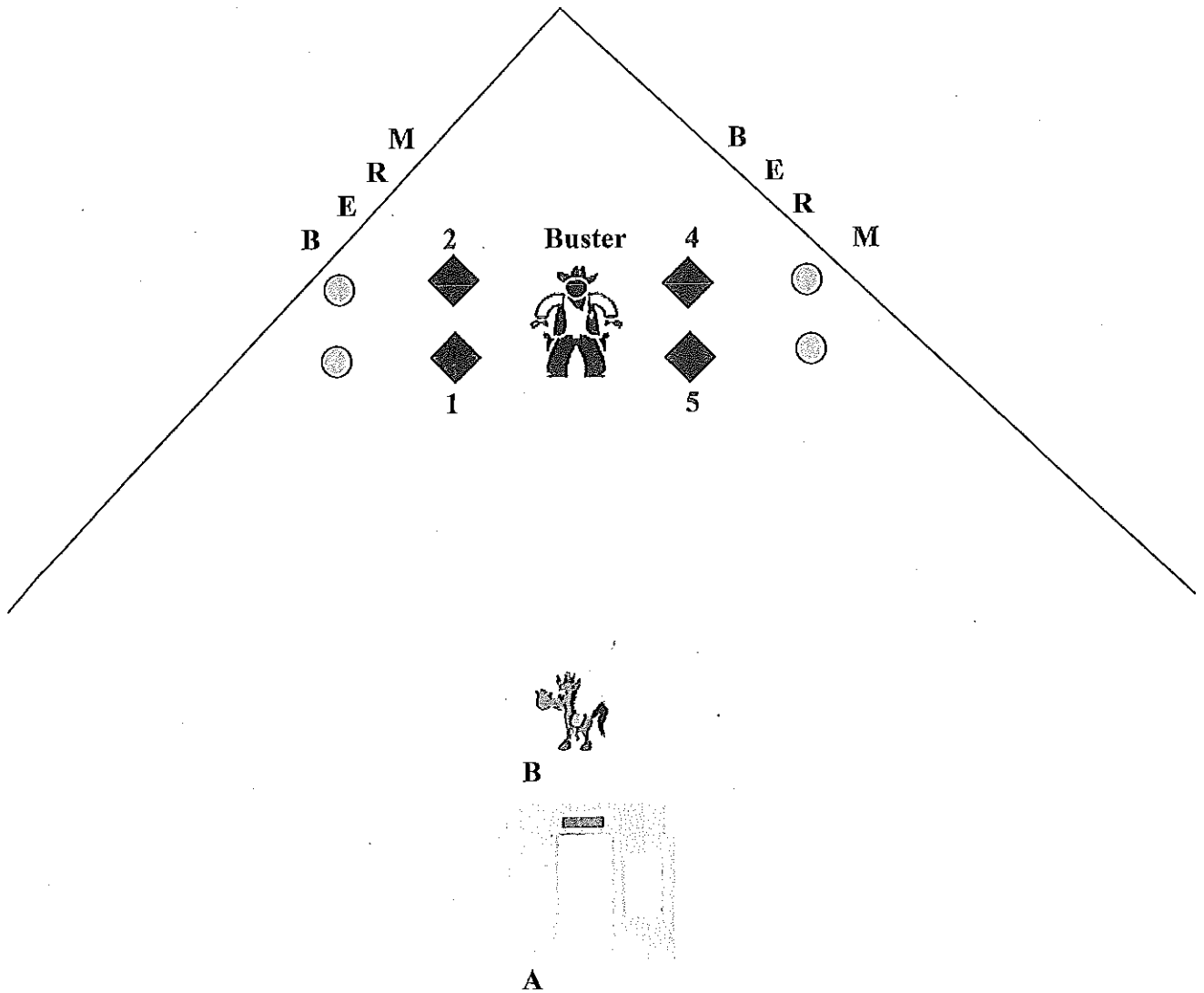
10 Pistol, 10 Rifle, 6 Shotgun

Rifle staged on horse, Shotgun staged in doorway at [B]. Start at horse with hands on belt buckle.

When ready say; "THERE WILL BE NO KILLIN UNLESS IT'S FORCED ON US". At the buzzer, engage each set of 3 Rifle targets with a 2-1-2 sweep. Take Rifle with you and make it safe in doorway at Position [B]. Draw Pistols and engage each set of 3 Pistol targets with a 2-1-2 sweep.... Holster, pick-up Shotgun and move to hay bales, but you may move as far forward as the fence. Knock down 1 set of 3 Shotgun targets then knock down the other set of Shotgun targets. NOTE: Basketball rule applies on all movement.

STAGE 6

Gunsmoke (1953)



10 Pistol, 10 Rifle, 4 Shotgun

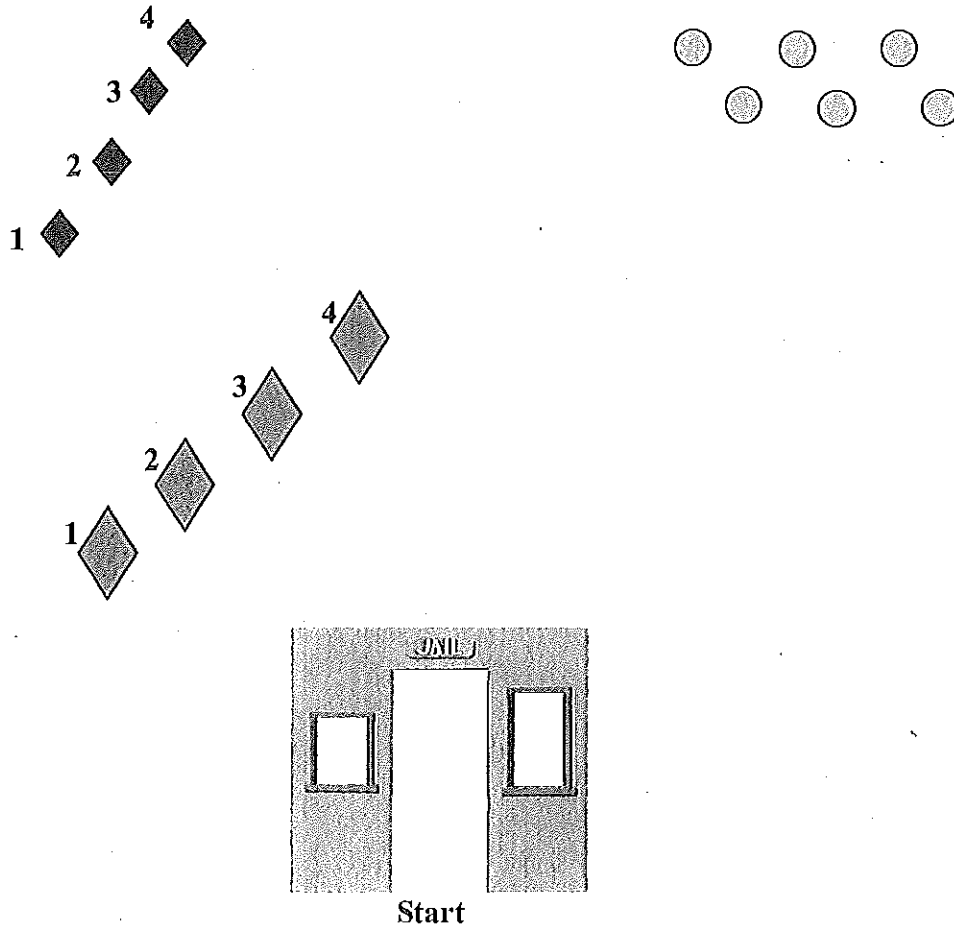
Shotgun staged at [B]. Rifle held in both hands at Position [A].

Start at doorway with rifle in both hands. When ready say; "WHAT DID HE WANT THE SWITCH FOR?" At the buzzer, engage the targets with your Rifle in this order, 1, 2,2 B,B,B,B, 4,4, 5. Carry Rifle with you to Position B. Make Rifle safe. Engage the targets with your Pistols in the same sequence as the Rifle. Holster, pick up Shotgun and knock the 4 Shotgun targets down in any order.

STAGE 7

The Guns of Fort Petticoat

Sponsored by : Cass, Inc.



10 Pistol, 10 Rifle, 6 Shotgun


Shotgun and Rifle staged in doorway. Start at doorway holding lantern in both hands.

When ready say; "THEY WERE ALL SOLDIERS IN SKIRTS". At the buzzer, drop the lantern, pick up your Rifle and engage the Rifle targets in this order.. R1, R2,R3,R4, R2,R3,R4, R3,R4, R4. Make Rifle safe , move to the left window. Draw your Pistols per your shooting category and engage the Pistol targets the same as the Rifle. Holster, move back to the doorway, pick up Shotgun and knock the 6 Shotgun targets down in any order.

STAGE 8

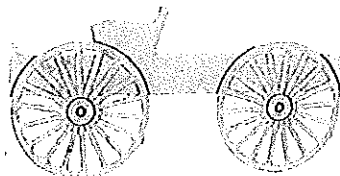
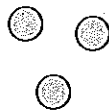
Night Passage

Sponsored by : Nuckols Business Machines



Staging Table

B



Wagon
A

10 Pistol, 10 Rifle, 6 Shotgun

Rifle and Shotgun staged at wagon. Start at [A] with both hands on wagon.

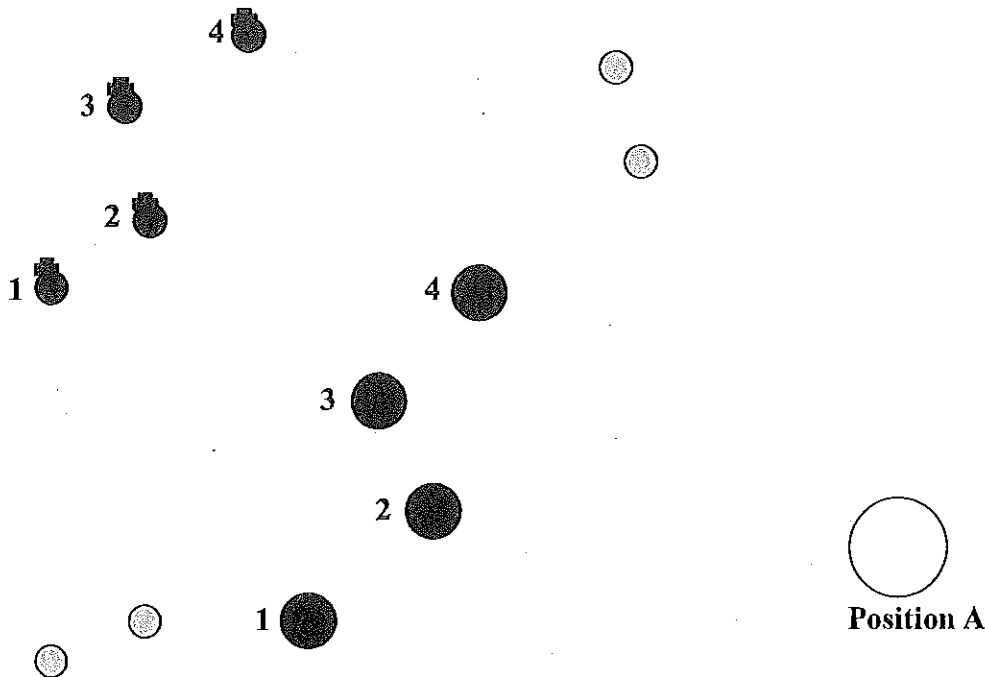
When ready say; "YEA, IN CASE YOU MISS SIX TIMES WITH ONE, YOU DRAW THE OTHER". At the buzzer, pick up your Rifle and engage the targets in this order, 1, 2,2, 1,1,1, 2,2,2,2. Make Rifle safe. Pick up Shotgun and knock down the 3 shotgun targets on the Left. Carry Shotgun to Position [B] and knock down the other 3 Shotgun targets. Make Shotgun safe and engage the targets with your Pistols in the same order as the Rifle.

NOTE: Basket ball rule applies to all movement.

STAGE 9

Ride a Crooked Trail

Sponsored by : The Virginia Kid in Honor of The
Virginia Preacher Man



10 Pistol, 10 Rifle, 4 Shotgun

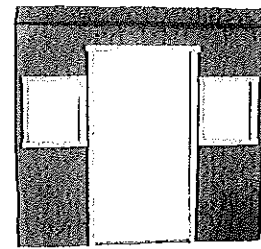

Rifle and Shotgun staged on rest at Position A. Start at [A] with both hands on Rifle.

When ready say; "WHEN YOU RIGHT TO TEELER, TELL HIM I GOT HERE FIRST". At the buzzer, draw Pistols and engage the Pistol targets in this order... P1, P2, P2, P3, P4, P4, P3, P2, P2, P1' Holster, pick-up Rifle and engage the Rifle targets in the same order. R1, R2R2, R3, R4, R4, R3, R2, R2, R1. Make Rifle safe. Pick up Shotgun and knock down the 4 Shotgun targets.

STAGE 10

Cast a Long Shadow

Sponsored by : **Trader Jerry's**



Start

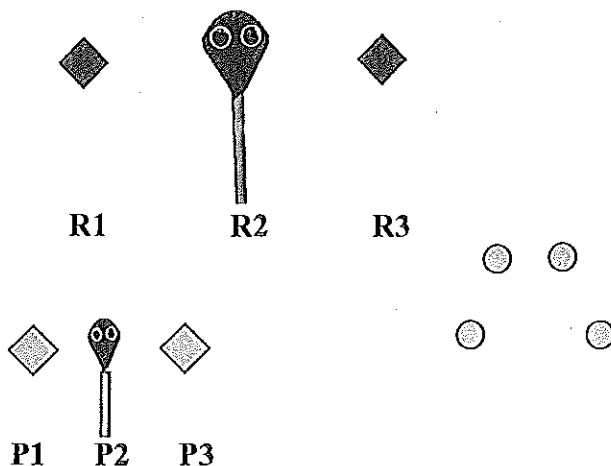
10 Pistol, 10 Rifle, 4 Shotgun

Rifle and Shotgun staged on rest in doorway. Start at doorway with hands on Pistols.

When ready say; "DON'T DIG BOY, YOU'LL JUST BREAK YOUR SHOVEL". At the buzzer, Draw your Pistols per your shooting style and engage the Pistol targets by Single Tapping the top targets and Double Tapping the bottom targets for a total of 10 rounds. Holster, pick up the Rifle and engage the Rifle targets the same as the Pistols. Make Rifle safe, pick up Shotgun and knock down the 4 Shotgun targets.

STAGE 11

The Unforgiven




A

10 Pistol, 10 Rifle, 4 Shotgun

Rifle and Shotgun on rest at [A]. Start with Rifle at Cowboy Port-arms.

When Ready say; "I MIGHT BE DRUNK, BUT I AIN'T THAT DRUNK". At the buzzer, engage the Rifle targets in this order...BUF, R1, R1, R3, R3, BUF, R1,R1, R3,R3. Make Rifle safe. Draw your Pistols per your shooting style and engage the Pistol targets in the same manor as the Rifle. Holster, pick up Shotgun and knock down the 4 Shotgun targets in any order.

NOTE: Shooting the eyes out of the Rifle buffalo target is a bonus of 3 seconds per eye. Hitting or missing the Rifle buffalo target any where else is scored as a hit. Pistol buffalo target is scored hit or miss accordingly.



Position B

Position A

10 Pistol, 10 Rifle, 2 Shotgun

Shotgun staged on rest at A. Rifle held in both hands at Position A.

When ready say; "I'M KIND OF AGAINST DYING". At the buzzer, with your Rifle, Double Tap the 3 lower targets, Single Tap the target in the loft and then sweep the lower targets from either side. Make Rifle safe on rest. Pick up Shotgun and knock down the 2 Shotgun targets. Make Shotgun safe. Move to Position B. With your Pistols per your shooting category, engage the targets as described for the Rifle

PLEASE THANK OUR SPONSORS WITH YOUR SUPPORT




Edgewater Pool and Spa Supply

Doc Mcwane and Sidearm Sadie

Christiansburg, VA 540-382-567

Nuckols
Business
Machines

Computer / Copier Sales and Service
Bluefield, VA 24605
276-322-1651 nbminc@comcast.net



Rugged Gear

Ruggedgear.com

BKA art

***Handpainted Feather Art Originals
Created in the Mountains of
West Virginia***

E-mail Brian bkaliff@frontiernet.net

Phone: (304) 325-6970



McDilda

PHOTOGRAPHY

<http://www.hellowyellow.com/McDildaPhoto/site>

540-588-3342



Clark's Bullets

(828) 850-5150

Clarksbullets.com

UniqueTek.com



Missouri Marshal

Fine Quality Loading Blocks

missourimarshal@verizon.net



I-81 at Exit 132



Blue Ridge Regulators

www.blueridgeregulators.com

CA & J Farm

Local Honey – Cut Flowers

www.cajfarm.com

**Old Hickory
Regulators**

Stovall Creek Regulators

Liberty Long Riders

WILDWEST Productions

**Roanoke Rifle and
Revolver Club**

Tela Opus Services

*"We work with you to make
the web work for you"*

Beer Slinger SASS #23172

Al Steed Jr.


Independent

AMSOIL

Direct Dealer

540-890-0970

**Old Dominion Fast
Draw Assoc.**



304 Lenoir Drive
Winchester, VA 22603

Phone: 540-722-2017

Fax: 540-722-2018

www.taylorsfirearms.com

Franklin Outdoors

Hunting, Fishing, & Live Bait

540-483-5608

**320 Old Franklin Tpk.
Rocky Mount, VA 24151**

VIRGINIA PRINTING COMPANY

Since 1955

For All Your Printing Needs

Newsletters • Bulletins

4 Color Brochures

Letterheads • Envelopes Carbonless Forms

Labels • Promotional Items • Tags

Die Cutting • Embossing

High Speed Copying

Color Copies

And Much More

501-A Campbell Ave., S.W.

Roanoke, VA 24016

Roanoke: 540-345-7697

Fax: 540-345-1673

vaprint@aol.com

Shooting Schedule

Starting Positions

Posse #	Saturday, Sept. 4	Sunday, Sept. 5
1	Range A – Stage 1	Range C – Stage 7
2	Range A – Stage 3	Range C – Stage 9
3	Range B – Stage 5	Range C – Stage 11
4	Range C – Stage 7	Range A – Stage 1
5	Range C - Stage 9	Range A – Stage 3
6	Range C - Stage 11	Range B – Stage 5
7	Shoot Thru	Shoot Thru

Posses 1-3 will shoot stages 1-6 on Saturday and 7-12 on Sunday

Posses 4-6 will shoot stages 7-12 on Saturday and 1-6 on Sunday

Note: Parking is at a premium. You will be able to park at or near the range you are assigned. We will have folks there to assist you. Please help make the most of the space available.



Thank You! And, Please Drive Safely

	Raw Time	# of Misses	Bonus	Procedure	Final Time
Stage 1					
Stage 2					
Stage 3					
Stage 4					
Stage 5					
Stage 6					
Stage 7					
Stage 8					
Stage 9					
Stage 10					
Stage 11					
Stage 12					