
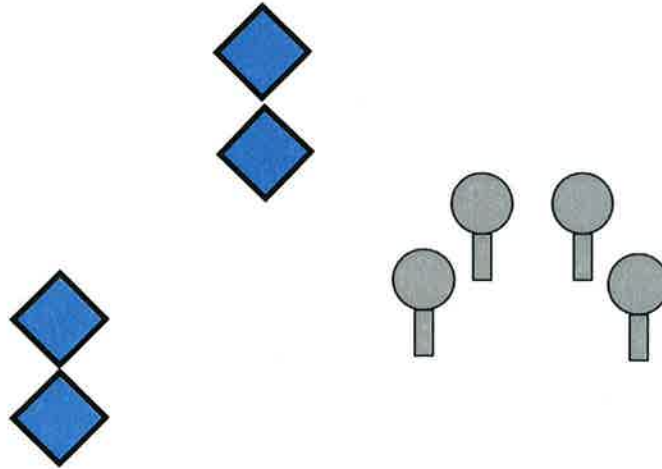


## Stage 1

10 Pistol

10 Rifle

4 Shotgun



\*

Pistols loaded with 5 rounds each and holstered. Rifle loaded with 10 rounds is staged in window "C". Shotgun, action open and empty, is staged in window "D".

Start at Doorway with hands on Pistols. When Ready Say:

At the buzzer, draw your Pistol per your shooting category and engage the pistol targets in a progressive sweep (Lawrence Welk).  
Make Pistols Safe

Move to window "C". Pickup rifle and engage rifle targets in a progressive sweep. Make rifle safe in window sill.

Pickup Shotgun and knock down all shotgun targets in any order.

Make Safe, retrieve rifle and move to unloading table.

## Stage 2

10 Pistol

10 Rifle

4+ Shotgun



R/P2



R/P5



R/P3



R/P1



R/P4



Position B

*Table  
or  
horse*



\*

Pistols loaded with 5 rounds each, Rifle loaded with 10 rounds and held in hand at horse. Shotgun action open and empty Staged on horse.

Start standing with at least one foot behind horse, with rifle in hand. When ready say:

At beep engage left 3 targets(1,3,2) in a 2-1-2 sweep then engage right 3 targets(4,3,5) in a 2-1-2 sweep . Rifle down Safe,

Pickup Shotgun and engage S1-S2 until down. Take Shotgun move to Position "B" . Shotgun Down Safe

With your Pistols, Per your shooting category engage the R/P targets in same manner as rifle. Holster.

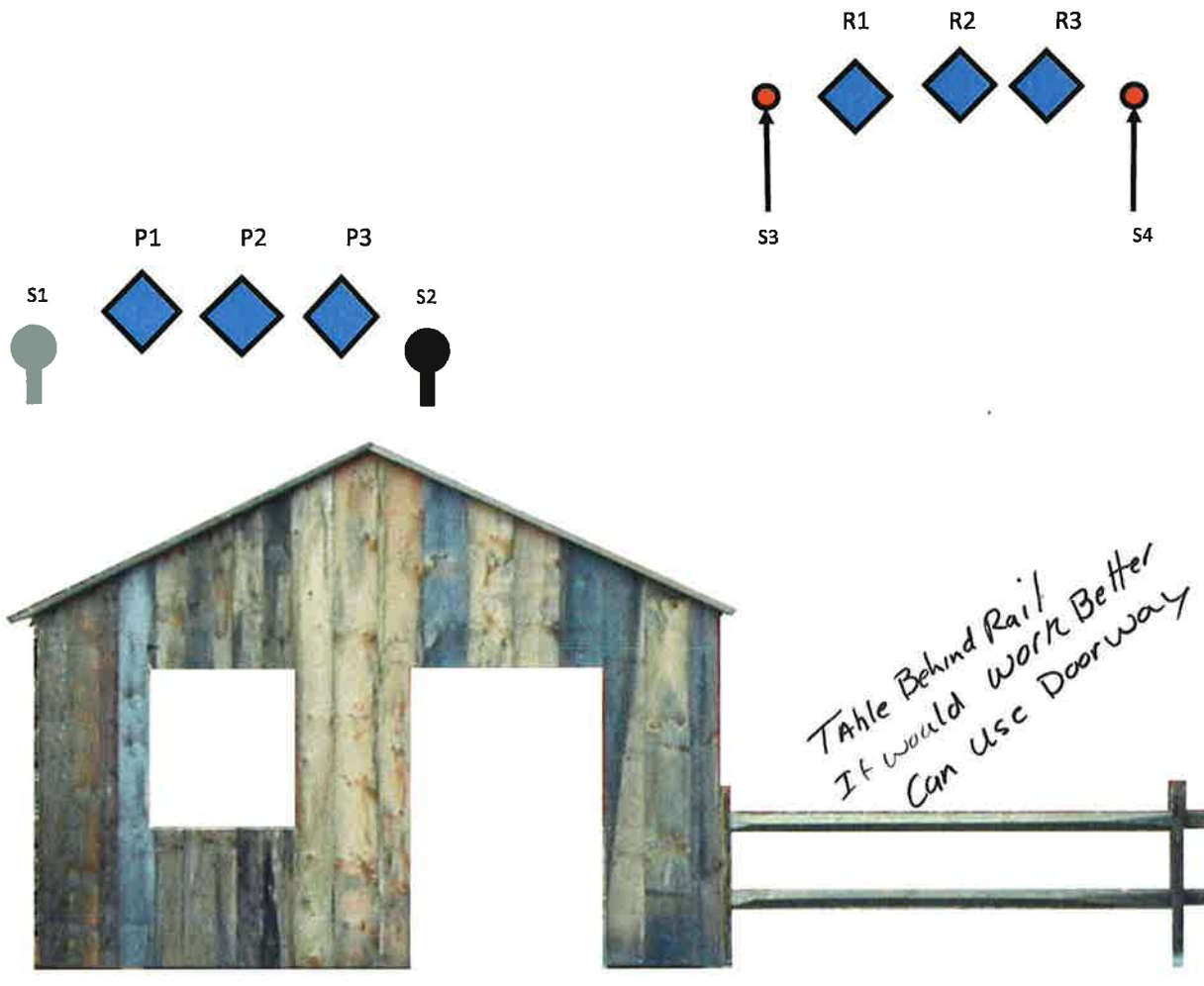
Retrieve Shotgun and engage S3-S4 until Down. Make Safe. Pickup long guns and proceed to unloading table

### Stage 3

10 Pistol

10 Rifle

4+ Shotgun



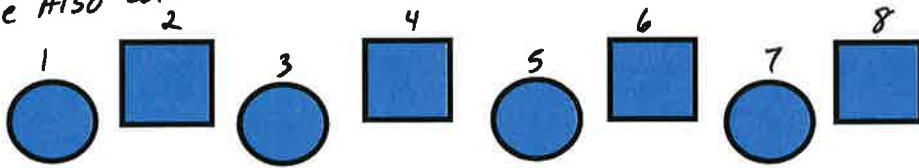
\* Pistols loaded with 5 rounds each and holstered. Rifle loaded with 10 rounds and is staged on table behind rail. Shotgun action open and empty and staged in window.

Start in window with hands at Side. When Ready Say:

At the buzzer, Per your shooting category engage S1 the S2 with your pistols place remaining rounds on P1-P3 in any order. Pickup Shotgun and clean up S1 and S2 till down. Action Open move Shotgun to Rail Make Safe on table.

Pickup Rifle and Engage S3 and S4 then R1-R3 with remaining rounds. Make rifle safe on table. Pickup shotgun and clean up S3-S4 till down. Retrieve All Long Guns and Proceed to unloading Table

4 Back Need to Be Different if Possible  
maybe Also color



Stage 4

10 Pistol

10 Rifle

4+ Shotgun



Position B

Can use Anything  
Just need to  
stand  
there

\*

Pistols loaded with 5 rounds each and holstered. Rifle loaded with 10 rounds and is staged on table. Shotgun action open and empty staged on table.

With both hands flat on table. When ready say:

At the beep: Using a combination of Pistols and Rifle per your shooting category Engage the targets With 2 rounds on Odd numbered Targets and 3 rounds on in even numbered targets with NO DOUBLE TAPS. Make Rifle and Pistols Safe.

Pickup Shotgun move to Position B. Engage the 4 targets in any order.

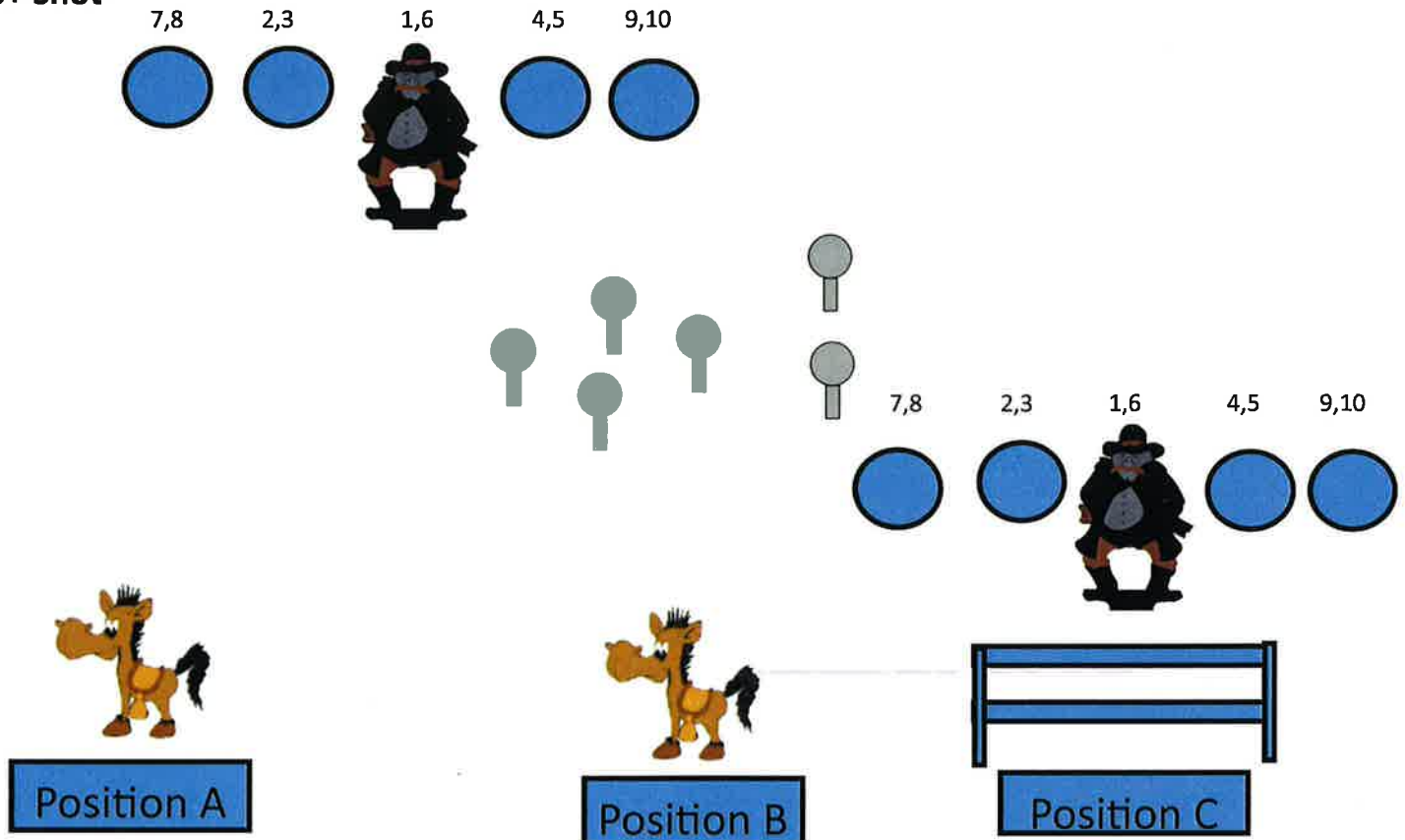
Retrieve long guns and proceed to unloading table.

## Stage 5

10 Pistol

10 Rifle

6+ Shot-



**X** Triangles  
we have Box  
made from Rebar could  
bring to lay on  
ground here  
if need

Pistols loaded with 5 rounds each and holstered. Rifle loaded with 10 rounds is staged on horse at position A. Shotgun is staged on horse at Position B.

Start at "X" facing crowd pointing with 1 finger.

When ready say:

At the buzzer, Move to Position B, with your shotgun engage 4 shotgun targets in any order till down. Shotgun down make Safe. Move to Position A and with your rifle shoot targets in a sweep as numbered. Make Rifle safe on horse.

Move back to position B Pickup Shotgun Engage last 2 Shotgun Targets till Down. Make Shotgun Safe on Horse.

Move to Position C and with your pistols per your shooting category engage Pistol targets in a sweep as numbered. Holster

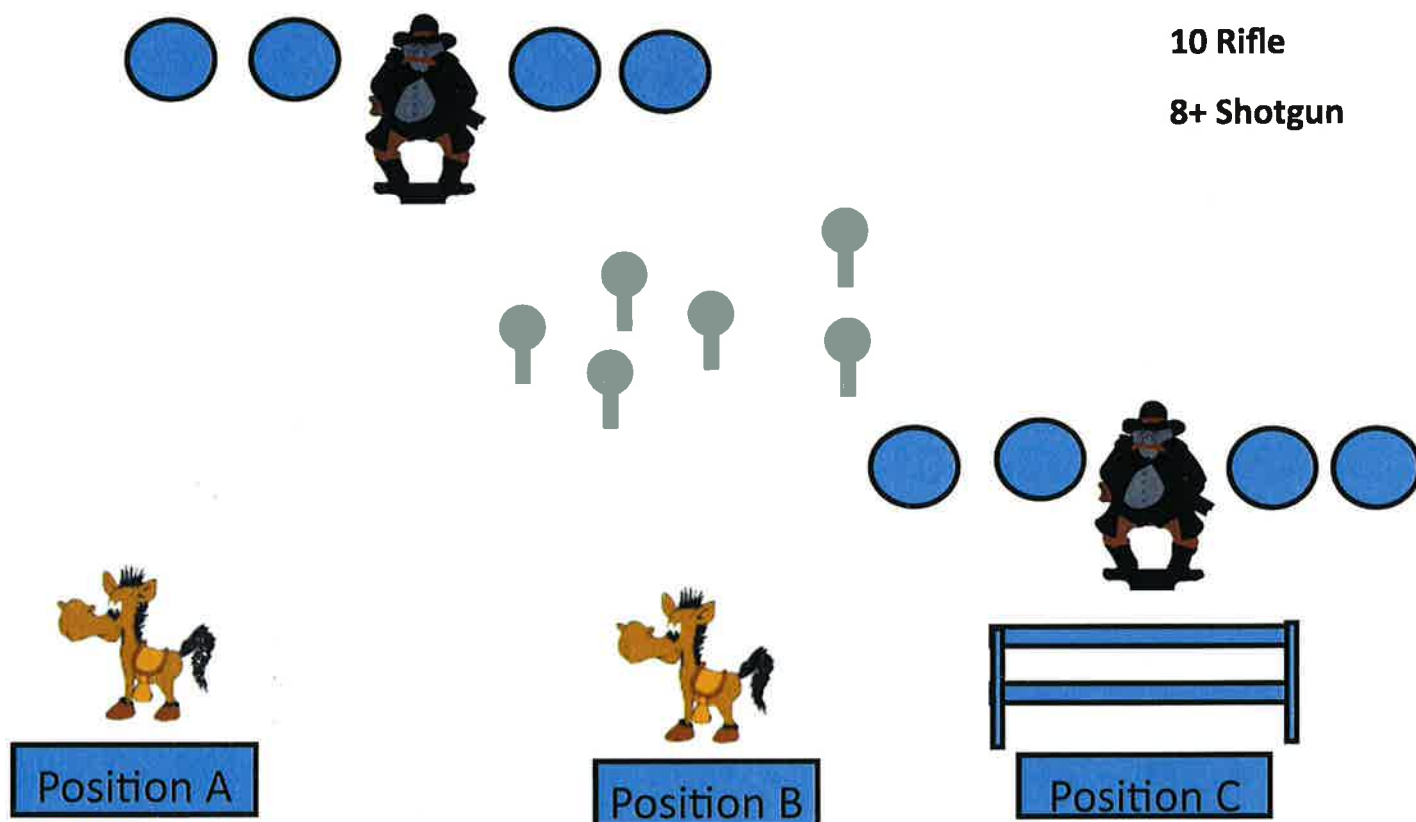
Retrieve Long Guns and Proceed to unloading table

## Stage 6

10 Pistol

10 Rifle

8+ Shotgun



\*

Pistols loaded with 5 rounds each and holstered, Rifle loaded with 10 rounds is staged at Position A. Shotgun staged at position B.

Start at "Position C" With Hands on Hat.

When ready say:

At the buzzer per your shooting category Engage Pistol targets with 2 rounds each starting and ending in center with NO (Double taps). Holster.

Move to Position B engage the 6 Shotgun targets any order. Shotgun down action open.

Move to position A. Pickup rifle and engage the Rifle targets, with 2 rounds each starting and ending in center with NO (Double taps).



Pick up long guns and Proceed to Unloading table.

# Stage 7

10 Pistol

10 Rifle

4+ Shotgun



Position A

Position B

*Star in middle  
Just Prop  
Does not have to be  
There was just thinking  
using for looks*

\*  
Pistols loaded with 5 rounds each and holstered, Rifle loaded with 10 rounds and staged at position B. Shotgun is staged on B table action open and empty. Start at position A with hands on Pistols standing erect.

When ready Say:

At buzzer with your pistols per your shooting category place 10 rounds on 5 targets with no double taps. Move to Position B.

With rifle repeat sequence of pistols (Does not have to Mirror). Pickup Shotgun and engage 4 shotgun targets.

Retrieve long guns and proceed to unloading table.

R1

R3

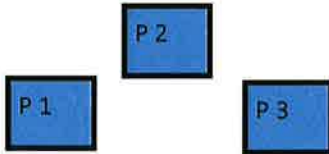
R2

### Stage 8

10 Pistol

10 Rifle

4 Shotgun



Position A

Position B

\* *only standing position  
No table if need be*

Pistols loaded with 5 rounds each, Rifle loaded with 10 rounds and staged on table Position B . Shotgun staged on table.

Start standing at Position A with hands on Pistols.

When ready say:

At the Buzzer: Per your shooting category engage P1-P3 with Blackjack sweep. (Nevada Sweep starting in middle) Holster. Move to Position B retrieve rifle. Engage the rifle targets R1-R3 in 2 separate Blackjack sweep. (Nevada Sweep starting in middle). Rifle down on table make safe. Pickup Shotgun Engage Shotgun Targets till Down. Move Back to Position A and with your remaining pistol engage P1-P3 with Blackjack sweep. (Nevada Sweep starting in middle)

Pickup Long Guns and proceed to unloading table.

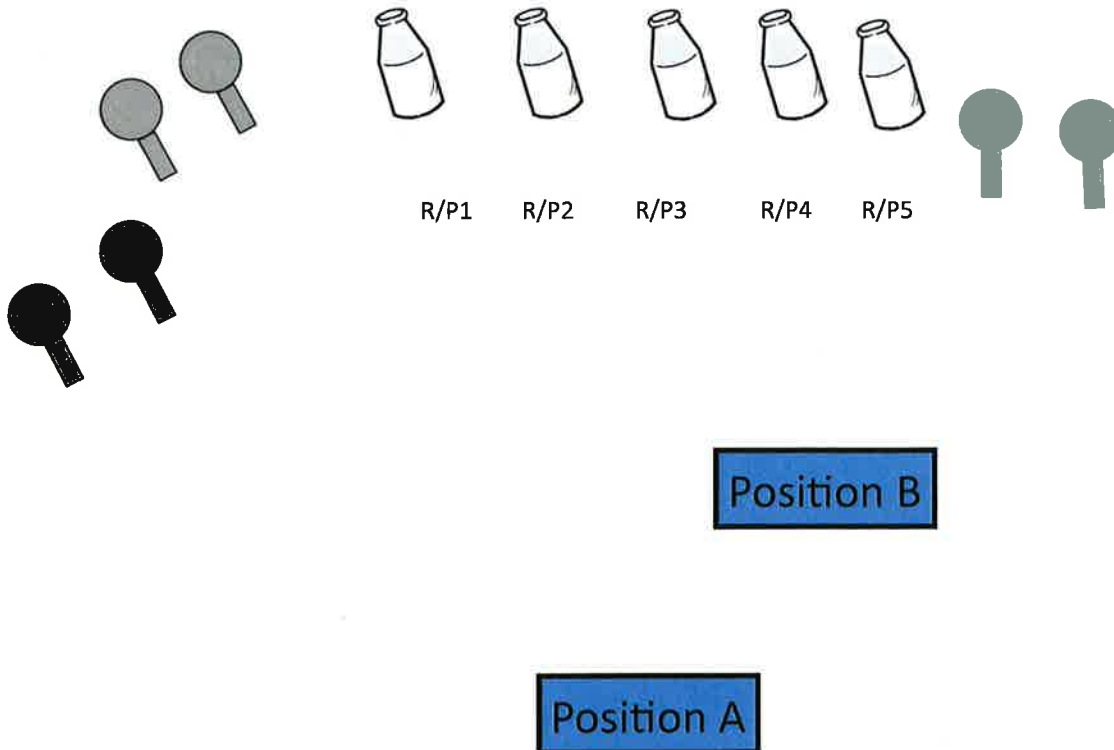


## Stage 9

10 Pistol

10 Rifle

4+ Shotgun



\*

Pistols loaded with 5 rounds each, Rifle loaded with 10 rounds and staged on table. Shotgun action open and empty Staged on table.

Start standing at A with Rifle at low ready. When ready say:

At buzzer engage Rifle targets in a 2-1-4-1-2 sweeps starting from either end.

Move to Position B With Your Pistols per your category engage targets in a 2-1-4-1-2 sweeps starting from either end.

Pickup Shotgun and engage all targets till down.


Pickup long guns and proceed to Unloading table.

## Stage 10

10 Pistol

10 Rifle

4+ Shotgun



Position A

*Was thinking Shotgun could either  
Be A Position B or taken Depending on  
How Stage Lays out in Setup*

\*

Pistols loaded with 5 rounds each, Rifle loaded with 10 rounds and in hand. Shotgun action open and empty Staged on table.

Start standing with rifle in hand. When ready Say:

At Beep engage targets in this order 1 on 3, 2 on 2, 2 on 1, 2 on 4, 2 on 5, and 1 on 3. Make Rifle safe.

Move to **B** and Per your shooting category Repeat order with your pistols. Holster

Pickup Shotgun and engage 4 shotgun targets till down.


Make safe and retrieve rifle and proceed to unloading table.

**Stage 11**

**10 Pistol**

**10 Rifle**

**0 Shotgun**



Position B



\*

Pistols loaded with 5 rounds each, Rifle loaded with 10 rounds and staged on horse. Shotgun action open and empty Staged on horse.

Start standing at Horse with both hands at Side . When ready Say:

At buzzer retrieve rifle engage the targets by sweeping from either end and double tap last target, repeat for next 5 rounds .

Make rifle safe on horse.

Move to Position B, per your shooting category Engage targets with pistols repeating Rifle sequence.

Retrieve long gun and proceed to unloading table.

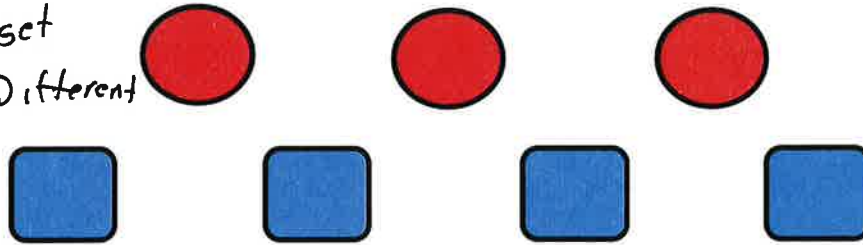
**Stage 12**

**10 Pistol**

**10 Rifle**

**4 Shotgun**

*3 Back target  
Need to Be Different  
if Possible*



Position B



Pistols loaded with 5 rounds each, Rifle loaded with 10 rounds and staged on either horse. Shotgun action open and empty Staged on same horse as rifle.

Start standing at Horse with hands on horse touching rifle. When ready say:

At buzzer, pickup rifle and engage targets in Left to Right or Right to Left front to back motion for 7 rounds then sweep back targets from either direction. Rifle down and Safe on Horse.

Pickup Shotgun and engage shotgun starting on either inside target then the outside (inside, inside, outside, outside). Shotgun down safe on horse.

Move to B and engage Pistol targets in same manner as Rifle.

Holster, retrieve long guns and proceed to unloading table.